

Compression Testing Machine

TM-042

- Cement Testing
- Concrete Testing
- Refractory Testing
- AAC Block Testing
- Paver Block Testing
- Ceramic Testing
- Aggregate Testing
- Brick Testing



EIE INSTRUMENTS PVT. LTD.

Compression Testing Machine

EIE Make Compression Testing Machine is available in five different variants

- 1 Digital compression testing machine with manual pace rate controller (TM-042D)
- 2 Fully automatic compression testing machine (TM-042A.C.)
- 3 Fully automatic compression testing machine servo controlled (TM-042F.A.)
- 4 Hand operated compression testing machine (TM-042H.)
- 5 Electrical operated compression machine (TM-042A.)

The machines are available in following different capacities

100 kN	250 kN	500 kN	1000 kN	2000 kN	3000 kN	5000 kN
--------	--------	--------	---------	---------	---------	---------

1 Digital compression testing machine with manual pace rate controller

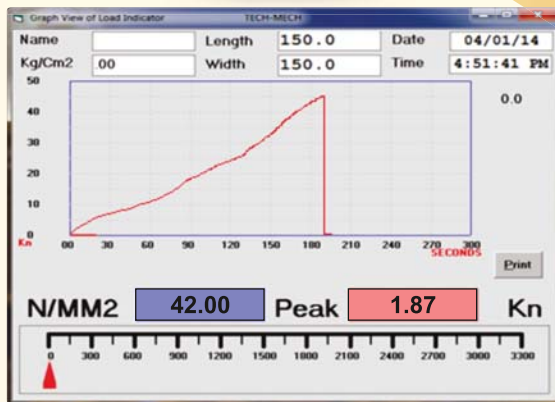
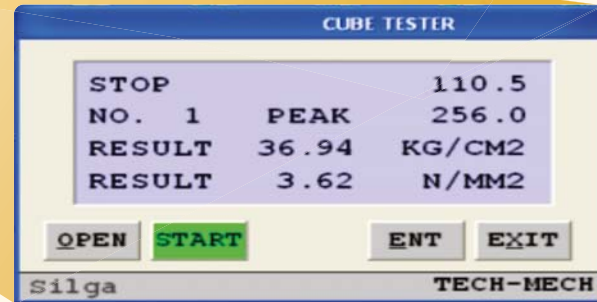
- The pace rate of the machine is manually controllable from 1 kN/sec to 9 kN/sec.
- The load indicator of the machine will show bar graph to control the pace rate of the machine.
- Direct reading of total applied load in kN
- Direct reading of compressive strength in N/mm^2 - no calculation required
- Peak hold facility
- Back light facility to observe the reading even in the dark
- Automatic internal calibration (without proving ring)
- Overload safety cut out
- Electrical over load trip facility
- Password protected calibration to prevent unauthorized manipulation
- Type of pumping : Electrical
- Least Count: 0.1 kN
- In built memory storage function to save last 10 readings
- Three phase operation (Single phase operation also possible)



Bar graph to control the pace rate with digital display



Two way communication to machine i.e. machine can be start, stop and controlled from the computer



Auto generation of load/time graph.

Analytical software in excel formate.

Test Results of Compressive Strength of Cement Concrete Cubes												
Forwarded to :			Name of Client :									
NAME :			Name of Work :									
Report No :			Ref No.and Date :									
Date :			Sample Sent by :									
Page :			Name of Agency :									
Date of Sample Received :			Agreement No :									
Condition of Sample on Receipt :			Structure's Name :									
Name of Test :			Compressive Strength of Cement Concrete Cubes			Specification of Sample :						
Test Method Standard :			IS-516			Grade of Concrete :						
Date of Testing :						Environmental Condition during test :						
Sr.no	Identity Mark	Size in cm.	Curing condition	Weight of the sample	Date of Testing	Time of Testing	Age of testing in days	Comp. load in KN	Kg/Cm ²	N/mm ²	Ave N/mm2.	Remarks if Any
1	XYZ	15 X 15			9-2-2014	12:30	7	100	44.44444444	4.44444444		
2	XYZ	15 X 15			9-2-2014	12:30	7	110	48.88888889	4.88888889		
3	XYZ	15 X 15			9-2-2014	12:30	7	108	48	4.8	4.71111111	
4	XYZ	15 X 15			9-2-2014	12:31	21	200	88.88888889	8.88888889		
5	XYZ	15 X 15			9-2-2014	12:31	21	205	91.11111111	9.11111111		
6	XYZ	15 X 15			9-2-2014	12:31	21	209	92.88888889	9.28888889	9.0962963	
7	XYZ	15 X 15			9-2-2014	12:32	28	300	133.3333333	13.3333333		
8	XYZ	15 X 15			9-2-2014	12:32	28	301	133.7777778	13.3777778		
9	XYZ	15 X 15			9-2-2014	12:32	28	302	134.2222222	13.4222222	13.377778	

- RS 232 interface
- Two way communication i.e start and stop from the computer only
- Auto generation and auto save of Excel file
- Auto generation and auto save of time v/s load graph
- Flexural attachment available
- Bricks attachment available



4 Hand operated compression testing machine (TM-042H.)

- Low cost model
- Useful for mobile concrete laboratory on wheel
- Stable, easy to use and maintain
- Mainly for the machine with low capacity (1000 kN)
- Digital readout option also available

Compression Testing Machine

5 Electrically operated compression testing machine (TM-042A.)

(Single gauge and Three Gauge options available)



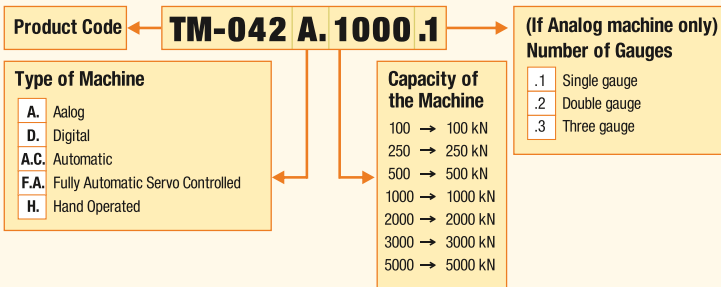
- Electrical pumping
- Clear 8" analogue readout
- Model available for 1000/2000/3000/5000 KN capacity
- Flexural attachment available
- Bricks attachment available
- Over load safety cutoff
- Three phase operation
- Least count 0.5% of the full load

Frames

- Four column high stiffness welded frame tested for stability.
- Heavy duty spherical seat, allowing initial free alignment at the initial contact with the specimen and automatic jamming up to the end of test.
- Surface hardness of platen is 55 HRC, flatness tolerance 0.03 mm. Traceable certificate of surface hardness available on request.
- Piston travel limit switch (Extra cost).
- Emergency stop button.

Physical Data of load frames

Capacity in kN	100	250	500	1000	2000	3000	5000
Platen size in mm	130 dia	150 dia	160 dia	200 dia	300 dia	320 dia	320 X 320
Ram dia in mm	90	90	120	165	205	260	330
Ram travel in mm	50	50	50	50	50	50	50
Vertical daylight in mm	200	200	230	300	350	350	520
Horizontal daylight in mm	170	200	230	300	350	370	425
Weight approx in kg	350	350	450	600	760	1150	2050



Mfg. by :



Tech-Mech Scientific Instrument Corporation

(An ISO 9001:2000 Certified Company)

43, Mahavir Estate, B/h. Anupam Cinema, Khokhra, Ahmedabad-380 008. • Ph. : 2216 4334, 2216 5580, 2216 3705



Mktd. by :

EIE INSTRUMENTS PVT. LTD.

(An ISO 9001 : 2008 Certified Company)

1001-1002, Span Trade Centre, Opp. Kochrab Ashram, Paldi, Ahmedabad-380 006. • Ph. : (079) 26211234, 9904301464
Fax : (079) 26584099 • Email : chintan@eieinstruments.com
Website : www.eieinstruments.com